

COLLABORATION

INNOVATION

STEWARDSHIP

INCLUSION

INTEGRITY

70  
*Years*



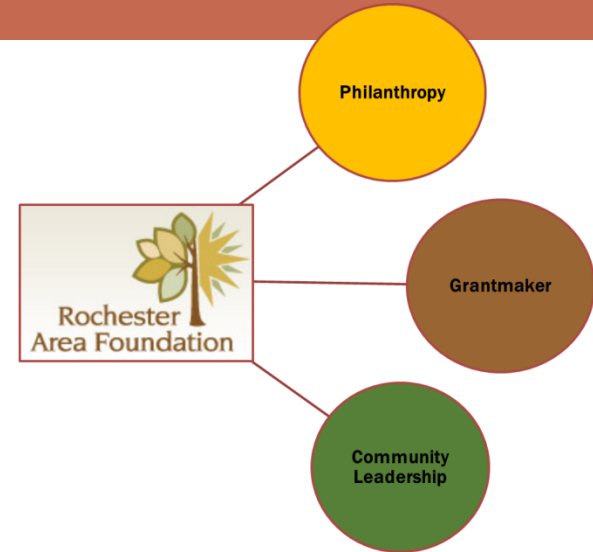
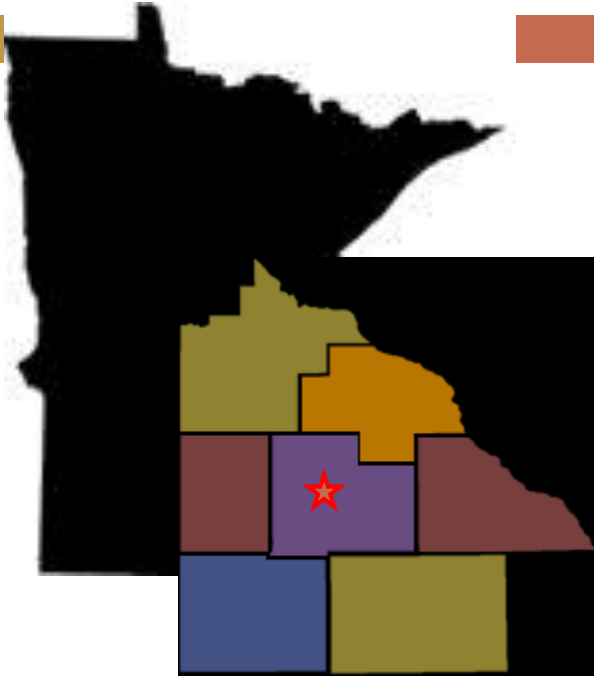
Rochester  
Area Foundation

Better Communities for **All** since 1944



JoAnn Stormer, President

# Rochester Area Foundation



## MISSION

Build and improve the quality of life  
in the greater Rochester area  
through philanthropic leadership  
and community partnerships.

Better Communities for **All** since 1944

# Our Vital Statistics




Rochester  
Area Foundation

- Annual average of 330 donors
- 270 funds
- Annual average of \$1.7 M grants
- 93% restricted
- \$40 M in assets
- Board: 15, Staff: 7
- Initiatives:



# Growth in Jobs

- ❑ **1990's major employers were experiencing growth**
- ❑ **Jobs were added – Housing wasn't**
- ❑ **Rental Vacancy Rates**
- ❑ **Housing Options almost nonexistent**



# First Homes

Rochester Area Foundation



MAYO  
CLINIC



**FASTENAL**<sup>®</sup>  
INDUSTRIAL & CONSTRUCTION SUPPLIES

**IBM**<sup>®</sup>



Rochester  
Area Foundation

 **Benchmark**  
electronics

  
**Minnesota  
Housing**  
Finance Agency



**GREATER MINNESOTA  
HOUSING FUND** 



# Community Partners



Home Federal  
SAVINGS BANK



City of Rochester Government

[www.rochestermn.gov](http://www.rochestermn.gov)



Peoples State Bank  
Plainview - Elgin - Millville  
Locally owned in Minnesota



City of Kasson, Minnesota

Tree City USA




CITIES/COUNTIES



BUILDERS

SHELTER



LENDERS



# Developments Based on

## ...Blended Neighborhoods



# ...Community Land Trust

## Single Family New Construction

Grand Meadow



Pine Island



Spring Valley



Valleyside Estates



# Foreclosure - NSP





# ...Large Scale Redevelopment

Blight removal and neighborhood revitalization

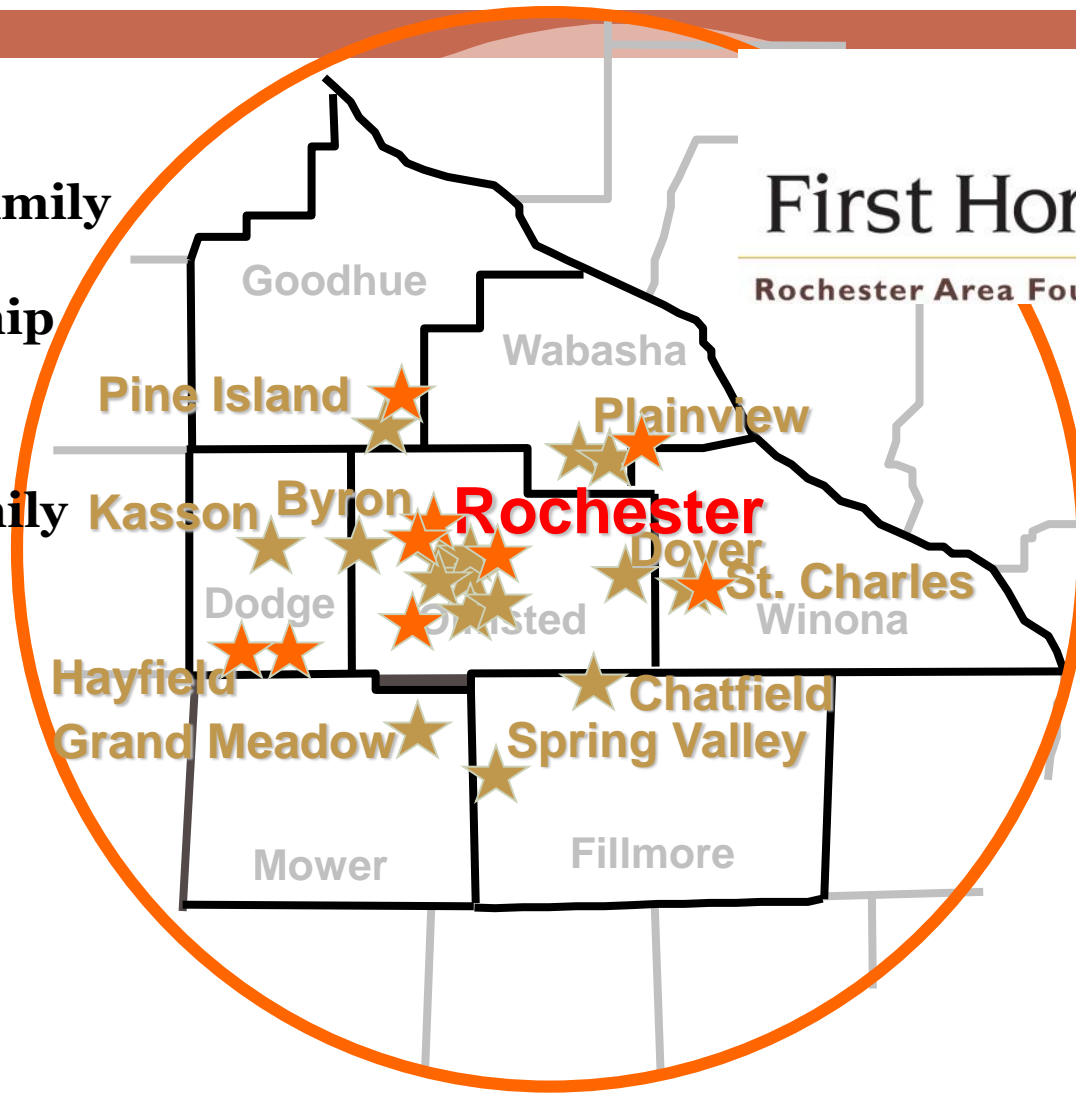


# 30 Projects, 14 Communities, 7 Counties

★ 609  
Single-family  
Home  
Ownership

★ 423  
Multi-Family  
Rental

First Homes  
Rochester Area Foundation



# So why NOW?




Job Growth  
Community Growth

Housing Need  
Open Planning Process



# New & Forthcoming Demands

## Comprehensive Housing Needs Assessment for Olmsted County, Minnesota

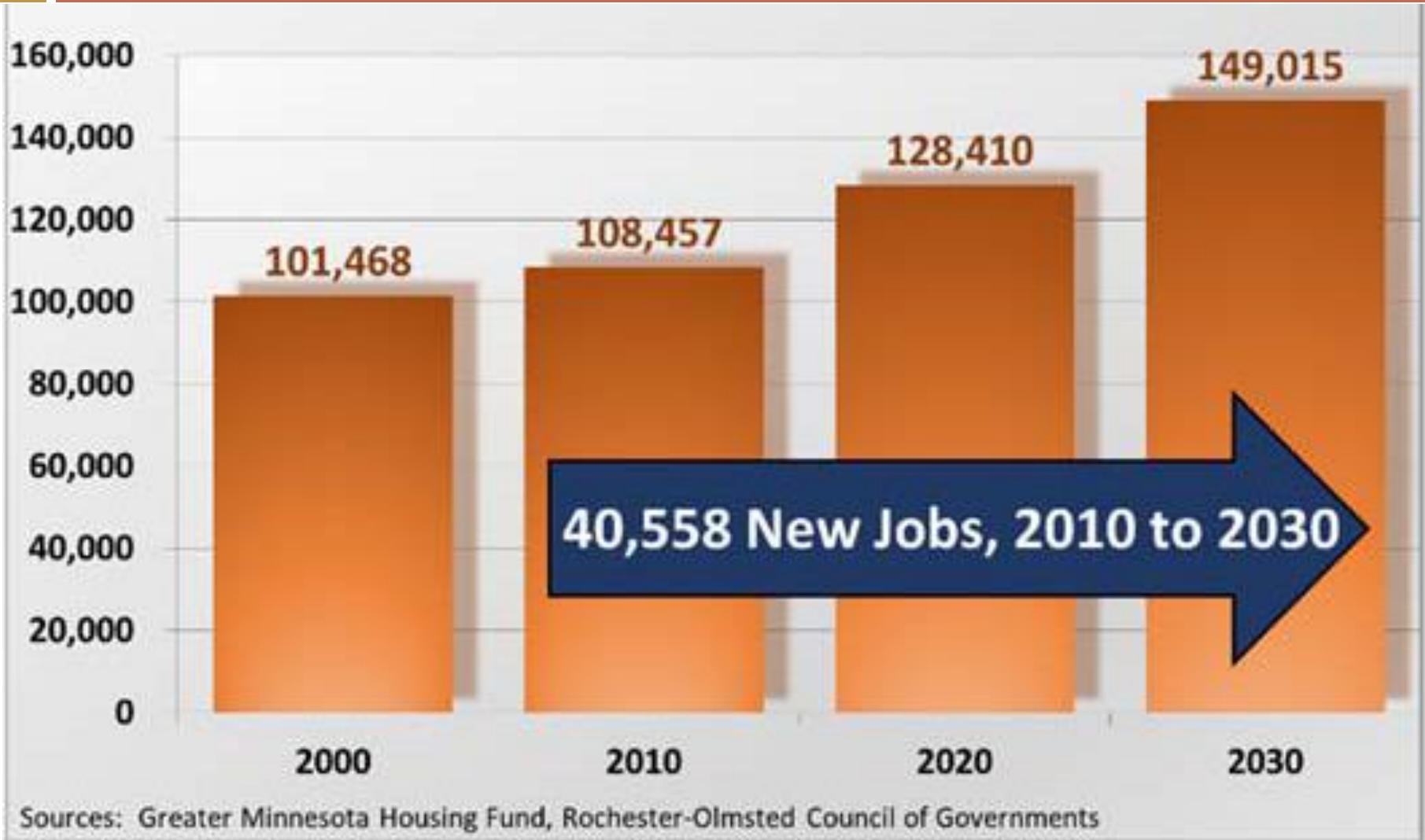


# Major Findings

- **Job & Population Growth**
- **Housing**
  - ▣ Rental Housing
  - ▣ For Sale Housing
  - ▣ Senior Housing
  - ▣ Homelessness
- **Affordability Gap**

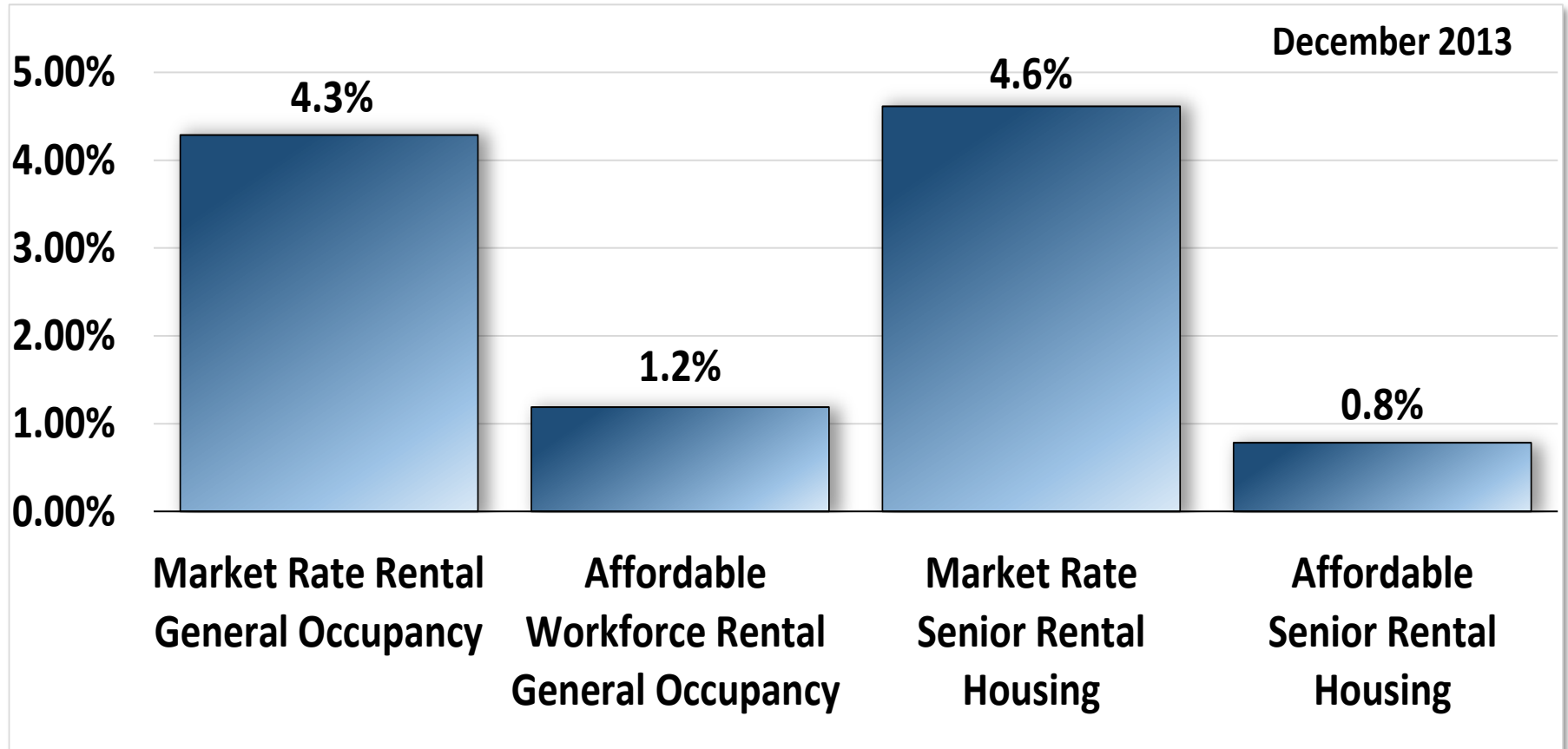


# 2010 to 2030 Growth

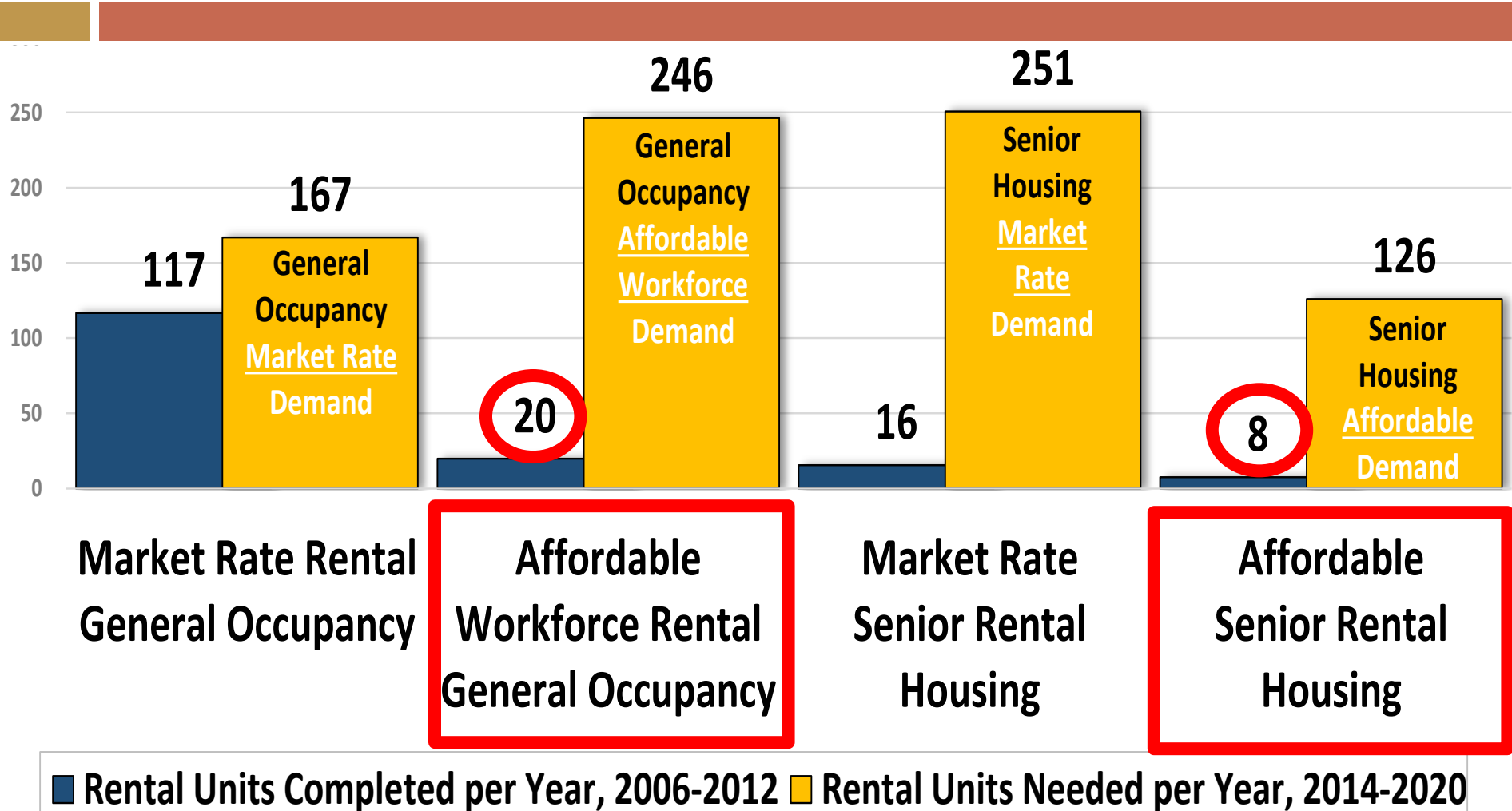




# Rental Housing Vacancy Rates



# Rental Housing Demand



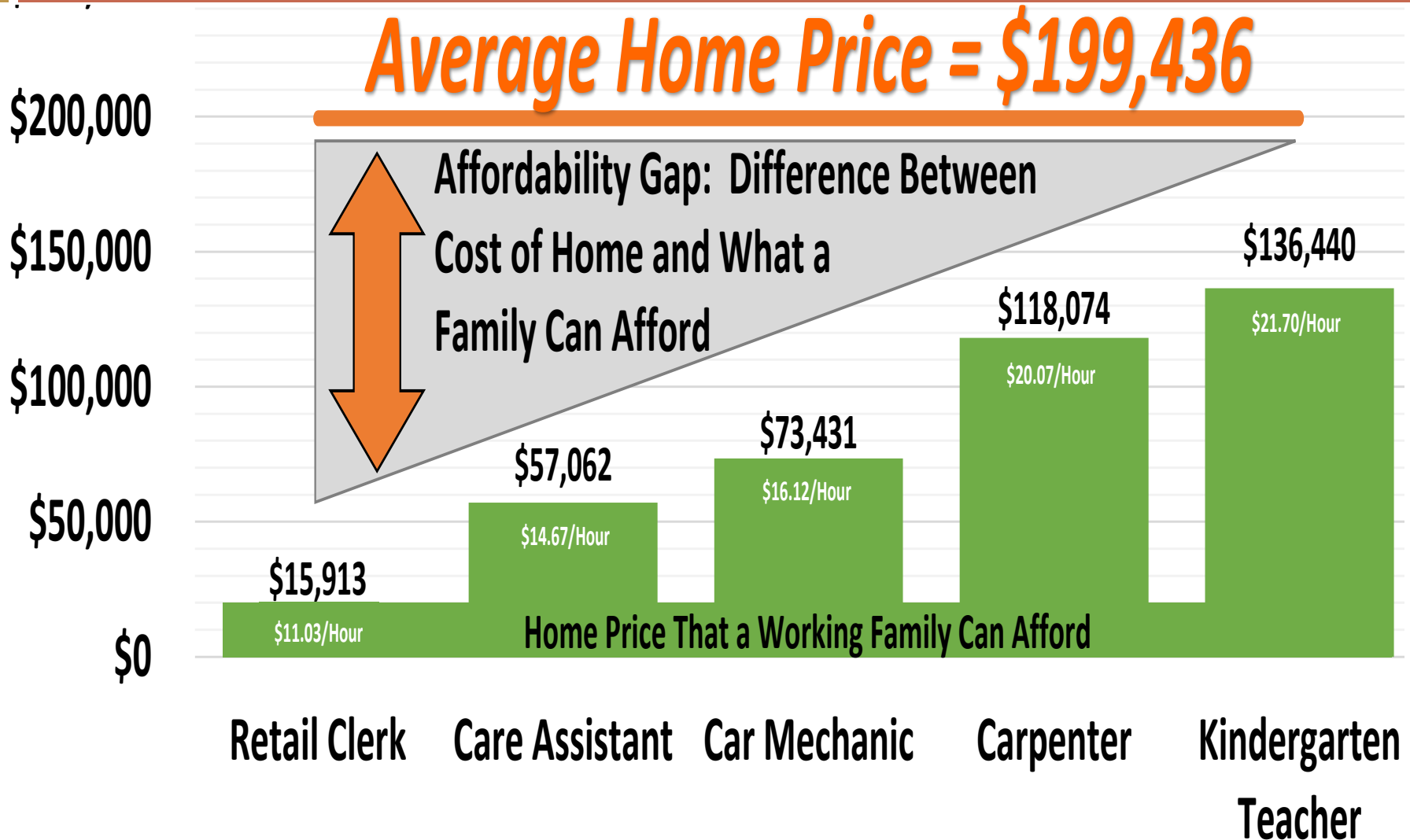
# Affordable Housing Goal

Olmsted County Market Area  
6-Year Total, 2015 to 2020

**Goal: 2,052 Homes**



# The Affordability Gap



# Affordable Workforce Housing



# Homelessness

## January 2013 Shelter Survey

Group	Number	Percent
Men	5	7.1%
Women	24	34.3%
Children Under Age 18	41	58.6%
Total Persons	70	100.0%

**93% of Homeless Are Women and Children**

**Southeast MN has Highest Rate of Homeless Children**

Sources: State of Minnesota, Wilder Research, Maxfield Research, GMHF

# Area Community Partners



**Call to Action**

**Your Thoughts??**





COLLABORATION

INNOVATION

STEWARDSHIP

INCLUSION

INTEGRITY

70  
*Years*



Rochester  
Area Foundation

Better Communities for **All** since 1944



Thank You